



British Universities & Colleges Sport (BUCS)

Dome Series Qualifiers 2023

Slalom - Snow Board

Final Ranking


















Rank	Bib.	Name	====	Uni/College	Run 1	Run 2	Time	Gap
------	------	------	------	-------------	-------	-------	------	-----

=== Women / Non-Binary / Prefer not to say ===

1	218	CAMERON Miya		Loughborough	18.64	17.81	17.81	
2	216	GOCEK Julia		Swansea	19.35	18.97	18.97	1.16
3	201	GRAY Hermione		Nottingham	21.45	19.68	19.68	1.87
4	208	KUSEYRIOGLU Sera		University Col. London	22.74	20.60	20.60	2.79
5	209	COTTON Ebba		Nottingham	21.61	21.37	21.37	3.56
6	205	MANNING Catrin		University Col. London	DSQ	21.58	21.58	3.77
7	206	BEAUMONT Milz		University Col. London	22.17	23.82	22.17	4.36
7	203	RICHARDSON Lucy		NottinghamTrent	22.56	22.17	22.17	4.36
9	213	DUTSON Lily		University Col. London	23.95	22.57	22.57	4.76
10	204	HU Xiaoyu		University Col. London	28.44	22.87	22.87	5.06
11	207	WOOSNAM Eliana		University Col. London	25.25	DSQ	25.25	7.44
12	215	POWELL Holly		Edinburgh	26.39	25.74	25.74	7.93
13	212	BERGIN Mia		Swansea	26.93	26.14	26.14	8.33
14	214	PIOT Annabelle		University Col. London	32.90	29.37	29.37	11.56
15	211	HILLIARD-WEBB Macy		NottinghamTrent	45.21	40.22	40.22	22.41
16	210	MASON Felicitas		Sunderland	1:01.17	1:08.50	1:01.17	43.36

Rank	Bib.	Name	====	Uni/College	Run 1	Run 2	Time	Gap
------	------	------	------	-------------	-------	-------	------	-----



==== Men / Non-Binary / Prefer not to say ====

1	245	MORIARTY Tom		University West England	17.93	16.57	16.57	
2	241	JAMIESON Fraser		University West Scotland	17.36	16.64	16.64	0.07
3	234	CLUBB Ben		Loughborough	17.86	16.96	16.96	0.39
4	232	PLANT Harry		NottinghamTrent	18.78	17.56	17.56	0.99
5	243	FREMANTLE Daniel		Oxford	19.28	17.76	17.76	1.19
6	252	MILLS Hal		Loughborough	18.87	17.84	17.84	1.27
7	233	HUGHES Toby		Edinburgh	18.80	18.39	18.39	1.82
8	246	LIVESEY Eddy		Kent	20.14	19.14	19.14	2.57
9	242	VENABLES Craig		Nottingham	19.33	DSQ	19.33	2.76
10	235	JEFFRIES Tobias		Swansea	22.01	20.44	20.44	3.87
11	251	THOMAS James		Exeter	22.17	20.46	20.46	3.89
12	231	ROMANCHUK Timofei		Queen Mary London	21.25	20.75	20.75	4.18
13	248	MACDONALD Alexander		University Col. London	23.91	21.62	21.62	5.05
14	250	MARKIEWICZ Will		University Col. London	24.04	22.23	22.23	5.66
15	247	WINTERSON Ollie		Edinburgh	22.96	22.62	22.62	6.05
16	238	MATTEN Alexander		NottinghamTrent	DSQ	24.30	24.30	7.73
17	236	GOOD James		Aberdeen	26.59	24.60	24.60	8.03
18	249	MASSEY Sam		Nottingham	25.38	24.72	24.72	8.15
19	240	LORENC Michal		University Col. London	DSQ	25.87	25.87	9.30
20	237	SZE Jacob		University Col. London	DSQ	26.83	26.83	10.26

Rank	Bib.	Name	====	Uni/College	Run 1	Run 2	Time	Gap
------	------	------	------	-------------	-------	-------	------	-----

Not classified



Did Not Start - Run 1 (2)

	239	NORGATE James		University Col. London				
	244	TRUELOVE Rowan		Swansea				

Disqualified - Run 1 (6)

	202	WINNARD Luce		Swansea				
	205	MANNING Catrin		University Col. London		21.58		
	217	KALBHOR Mrunali		Sunderland				
	237	SZE Jacob		University Col. London		26.83		
	238	MATTEN Alexander		NottinghamTrent		24.30		
	240	LORENC Michal		University Col. London		25.87		

Did Not Start - Run 2 (2)

	239	NORGATE James		University Col. London				
	244	TRUELOVE Rowan		Swansea				

Disqualified - Run 2 (4)

	202	WINNARD Luce		Swansea				
	207	WOOSNAM Eliana		University Col. London	25.25			
	217	KALBHOR Mrunali		Sunderland				
	242	VENABLES Craig		Nottingham	19.33			

(DNS: Did Not Start, DNF: Did Not Finish, DSQ: Disqualified, NPS: Not Permitted to Start)