



British Universities & Colleges Sport (BUCS)

Dome Series - Qualifiers 2023

Slalom - Ski

















Final Ranking



Rank	Bib.	Name	====	Uni/College	Run 1	Run 2	Time	Gap
------	------	------	------	-------------	-------	-------	------	-----




























=== Women / Non-Binary / Prefer not to say ===




























1	6	WARNE Charlotte		Cardiff	12.67	12.86	12.67	
2	19	BONDI GRYS Josephine		Edinburgh	13.02	12.70	12.70	0.03
3	3	ALEY Lauren		Loughborough	13.73	12.87	12.87	0.20
4	56	STEVENS Lilyella		Durham	13.19	13.20	13.19	0.52
5	31	BOTY Nia		Liverpool	13.20	13.64	13.20	0.53
6	61	WARGNIEZ Charlotte		Oxford	13.44	13.56	13.44	0.77
6	29	GRAY Hannah		Edinburgh	13.61	13.44	13.44	0.77
8	2	CHAPMAN Chloe		Durham	13.74	13.55	13.55	0.88
9	7	EAVES Eleanor		Nottingham	14.18	13.77	13.77	1.10
10	28	RINGSTAD Adele		Heriot-Watt	13.95	14.10	13.95	1.28
11	47	LAWTON Emma		Liverpool	13.96	14.11	13.96	1.29
12	5	WARMINGTON Harriet		Birmingham	14.13	14.30	14.13	1.46
13	63	ENGELEN Sophia		University Col, London	15.07	14.26	14.26	1.59
14	1	HUGHES Sophie		Nottingham	14.88	14.36	14.36	1.69
15	12	KING Grace		Liverpool	14.43	14.61	14.43	1.76
16	9	BOSWOOD Eve		Edinburgh	14.50	14.87	14.50	1.83
17	42	HANNAN Emily		University Col, London	14.55	14.51	14.51	1.84
18	66	JEFFERSON Maisie		Liverpool	14.54	DSQ	14.54	1.87
18	20	RILEY Emily		Durham	14.54	14.68	14.54	1.87
20	13	HOWAT Emma		Loughborough	14.70	DSQ	14.70	2.03
21	46	HAWDON Anneli		Leeds	15.02	14.79	14.79	2.12
21	34	QUINN-JONES Charley		LSE	14.79	14.79	14.79	2.12
23	52	WILEY Lily		Cardiff	15.40	14.92	14.92	2.25
24	50	HALL Gemma		Southampton	15.74	14.94	14.94	2.27
25	59	BORDER Jamie		Durham	15.22	15.31	15.22	2.55
26	24	RODGER Alex		Portsmouth	15.38	15.70	15.38	2.71
27	4	PHILLIPS Hannah		Nottingham	15.39	15.48	15.39	2.72
28	67	BLYTH Helena		Oxford Brookes	15.91	15.44	15.44	2.77
29	22	TURNER Maddie		Portsmouth	16.11	15.45	15.45	2.78
30	10	CURTIS Grace		Oxford	16.12	16.02	16.02	3.35
31	11	WILSON Charlotte		Cardiff	16.46	16.20	16.20	3.53
32	16	ROUTH Sofia		University Col, London	17.25	16.29	16.29	3.62
33	30	DEAN Madeline		Leeds	16.60	16.33	16.33	3.66
34	38	WOOD Caitlin		Sheffield	16.67	16.73	16.67	4.00
35	23	MACKAY Sophie		Heriot-Watt	16.77	17.05	16.77	4.10
36	70	WHITFIELD Gabs		Nottingham	17.15	16.92	16.92	4.25
37	32	KINGSWOOD Alice		Leeds	17.07	16.93	16.93	4.26
38	68	COOMBS Liv		Nottingham Trent	16.99	17.25	16.99	4.32
39	14	VAUGHAN Katie		Exeter	18.07	17.01	17.01	4.34
40	62	KRYUKOVA Zhanna		Oxford	DSQ	17.08	17.08	4.41
41	37	LE FONDRE Claire		Cardiff	17.38	17.38	17.38	4.71
42	58	GUPTA Maya		University Col, London	18.75	17.52	17.52	4.85
43	41	FILIPOVA Lia		University Col, London	DSQ	17.57	17.57	4.90
44	73	POUNDALL Anya		Sheffield	DSQ	17.70	17.70	5.03
45	26	RYLATT Felicity		Nottingham	17.81	17.79	17.79	5.12

Rank	Bib.	Name	====	Uni/College	Run 1	Run 2	Time	Gap
46	49	ATKINSON Darcy		Nottingham	DSQ	18.14	18.14	5.47
47	64	MARTIN Allegra		Durham	18.97	18.71	18.71	6.04
48	54	WILSON Taryn		Southampton	20.09	19.11	19.11	6.44
49	25	WICKS Harriett		Exeter	19.73	19.19	19.19	6.52
50	60	SHERLOCK Georgia		Leeds	20.12	19.27	19.27	6.60
51	75	PEPPER Lydia		Portsmouth	20.30	19.28	19.28	6.61
52	48	COSTELLO-WILLIAMS Libby		Oxford Brookes	21.85	19.85	19.85	7.18
53	27	DUTSON Lily		University Col, London	20.73	19.88	19.88	7.21
54	15	PARR Kate		Huddersfield	21.56	19.92	19.92	7.25
55	74	FARR Sam		University Col, London	21.25	20.07	20.07	7.40
56	21	DAVIES Maisy		Exeter	20.16	DSQ	20.16	7.49
57	69	JENKINS Charlotte		Sunderland	DSQ	20.41	20.41	7.74
58	18	MASON Felicitas		Sunderland	22.10	21.00	21.00	8.33
59	44	WILLIAMS Ella		Leeds	DSQ	21.07	21.07	8.40
60	17	CHEUNG Abi		University Col, London	21.45	DSQ	21.45	8.78
61	72	PEARSON Ayesha		University Col, London	22.25	DSQ	22.25	9.58

Rank	Bib.	Name	====	Uni/College	Run 1	Run 2	Time	Gap
------	------	------	------	-------------	-------	-------	------	-----

==== Men / Non-Binary / Prefer not to say ====

1	183	MOORE Chris		Ledds Beckett	12.40	12.68	12.40	
2	150	WILLIAMSON George		Heriot-Watt	12.58	12.76	12.58	0.18
2	95	DUNNE Michael		Sheffield	12.67	12.58	12.58	0.18
4	93	WEBB Andrew		Loughborough	12.94	12.80	12.80	0.40
5	125	CORLETT Aaron		Liverpool	13.18	12.85	12.85	0.45
6	98	METHERINGHAM Zachary		Nottingham Trent	12.97	12.98	12.97	0.57
7	132	HUMMEL Ben		Exeter	13.13	13.02	13.02	0.62
8	101	BAYLES Seb		University Col, London	13.14	13.05	13.05	0.65
9	140	ROFE Thomas		Edinburgh	13.52	13.06	13.06	0.66
10	91	CLUBB Ben		Loughborough	DNF	13.08	13.08	0.68
11	97	SEATON Ruaridh		Heriot-Watt	13.42	13.15	13.15	0.75
12	143	MCANALLY Ewan		Southampton	13.40	13.16	13.16	0.76
13	94	STANWAY Kayne		Nottingham Trent	13.23	DNF	13.23	0.83
14	92	GILROY Euan		Sheffield	13.95	13.24	13.24	0.84
15	100	WARNE Benjamin		Loughborough	13.32	13.46	13.32	0.92
15	99	WARD Daniel		Loughborough	13.32	14.35	13.32	0.92
17	130	LUTTERLOCH Ed		Liverpool	13.42	13.37	13.37	0.97
18	160	FAIRFULL Max		Exeter	13.45	13.60	13.45	1.05
19	96	DEEM Charlie		Portsmouth	DSQ	13.48	13.48	1.08
20	136	REIDY Thomas		University East Anglia	13.70	13.58	13.58	1.18
21	110	HUGHES Thomas		Loughborough	DSQ	13.59	13.59	1.19
22	118	NOON Alex		Exeter	14.01	13.61	13.61	1.21
23	117	SCHRAMM David		Oxford	13.68	13.71	13.68	1.28
24	179	HINTON Marcus		Durham	14.10	13.72	13.72	1.32
24	167	KLOEPFER Dominik		Oxford	14.08	13.72	13.72	1.32
26	126	KEMKERS George		Durham	14.08	13.94	13.94	1.54
26	120	SEWELL Jacob		Southampton	13.94	14.20	13.94	1.54
28	135	SMITH Alexander		Durham	13.96	14.42	13.96	1.56
29	148	DAVIES Ben		Nottingham Trent	14.06	DNF	14.06	1.66
30	137	EDWARDS Will		Sheffield	14.96	14.14	14.14	1.74
31	152	RAYNOR Jack		Southampton	14.27	14.19	14.19	1.79
32	113	PEARMAN Jack		Liverpool	DSQ	14.21	14.21	1.81
33	105	FORBES Ewan		Edinburgh	14.58	14.30	14.30	1.90
34	109	BENSAUDE Hugo		Nottingham	14.34	14.66	14.34	1.94
35	163	MACDONALD Alexander		University Col, London	DSQ	14.49	14.49	2.09
36	165	PELLEGRINELLI-RISKE Alexander		Oxford	14.55	15.02	14.55	2.15
37	145	GROVER-THOMAS Finley		University Col, London	14.95	14.63	14.63	2.23
38	133	MARTIN Stefan		Oxford	14.87	14.71	14.71	2.31
39	159	LANFEAR James		Swansea	DSQ	14.79	14.79	2.39
40	147	EWART-WHITE Max		Sheffield	DSQ	14.81	14.81	2.41
41	116	FOX Oily		University Col, London	15.29	14.82	14.82	2.42
42	106	YIP Tristan		Oxford	DSQ	14.95	14.95	2.55
43	131	POOLE Benjie		Birmingham	15.13	DSQ	15.13	2.73
44	108	MCNALLY Ruairi		Nottingham	DSQ	15.15	15.15	2.75
45	154	TREUGE Matthew		Liverpool	DSQ	15.23	15.23	2.83
46	139	CUMMING Jasper		Nottingham Trent	DNF	15.27	15.27	2.87
47	115	MITCHELL Russell		Heriot-Watt	15.40	15.68	15.40	3.00
48	134	OLE Jan		Oxford	15.76	15.44	15.44	3.04
49	149	SMEULDERS Sasha		University Col, London	DSQ	15.54	15.54	3.14
50	121	HOOPER Oscar		Bristol	15.59	15.78	15.59	3.19

Rank	Bib.	Name	====	Uni/College	Run 1	Run 2	Time	Gap
51	178	SMITH Henry		Swansea	DSQ	15.73	15.73	3.33
52	161	WILLIAMS Maxim		Oxford	DSQ	15.85	15.85	3.45
53	181	HARE Bradley		Southampton	16.01	16.24	16.01	3.61
54	127	CLARKE Thomas		Birmingham	16.84	16.09	16.09	3.69
55	187	O'BRIEN James		Leeds	16.18	DSQ	16.18	3.78
56	170	BEATTIE Rory		Heriot-Watt	DSQ	16.44	16.44	4.04
57	176	CASKIE Euan		Southampton	16.55	DSQ	16.55	4.15
58	124	STEEL Freddie		Durham	DSQ	16.61	16.61	4.21
59	186	TAY Damien		University Col, London	17.79	16.73	16.73	4.33
60	156	ANSON Morgan		Durham	DSQ	16.79	16.79	4.39
61	174	CAMPBELL Euan		Heriot-Watt	DSQ	16.81	16.81	4.41
62	171	HART Tristan		Loughborough	17.35	17.10	17.10	4.70
63	123	WILLIS Ben		Bristol	17.26	17.15	17.15	4.75
64	155	MACKINNON Lachlann		Heriot-Watt	DSQ	17.37	17.37	4.97
65	144	MURARIU Horia		Leeds	17.39	DSQ	17.39	4.99
66	164	DE Mark		Cardiff	DSQ	18.01	18.01	5.61
66	128	TAYLOR Frederick		Leeds	18.01	19.02	18.01	5.61
68	189	RUDZINSKI Ollie		Exeter	DSQ	18.09	18.09	5.69
69	114	FLETT Euan		Aberdeen	DSQ	18.29	18.29	5.89
70	190	LAMB Joe		Exeter	19.00	18.38	18.38	5.98
71	175	ELLSE Charlie		Southampton	18.83	18.75	18.75	6.35
72	153	BRAMWELL Keaton		Heriot-Watt	19.02	18.87	18.87	6.47
73	138	RAMSAY Ruslan		Oxford	20.15	19.08	19.08	6.68
74	111	OLDHAM Tom		University West England	19.20	DSQ	19.20	6.80
75	119	ALKHOVIK Dominik		Cardiff	DSQ	19.55	19.55	7.15
76	146	NEIGHBOURS Jamie		Huddersfield	19.64	19.83	19.64	7.24
77	162	MOGHAREH Ryan		University Col, London	21.28	21.16	21.16	8.76

Rank	Bib.	Name	====	Uni/College	Run 1	Run 2	Time	Gap
------	------	------	------	-------------	-------	-------	------	-----

Not classified






















Did Not Start - Run 1 (19)

	8	BURKE Olivia		Aberdeen				
	35	KING POWRIE Lucy		Kent				
	36	LETT Olivia		Exeter				
	43	MACKENZIE Sophia		Swansea				
	45	GERA DE PETRI Georgia		University Col, London				
	53	OZHUN Maya		Imperial Col.				
	65	ROWLEY Francesca		Imperial Col.				
	112	HICKEY Chester		Kent				
	122	SVOMA Frank		Kent				
	129	MARTINEZ Miguel		Imperial Col.				
	141	CHATAIGNIER Elliott		Imperial Col.				
	157	FEDOTOV Anton		Oxford				
	158	NUNN Freddie		Imperial Col.				
	166	SHAH Dillon		Imperial Col.				
	173	TOMKINSON Alex		University Col, London				
	177	THORPE Edward		Imperial Col.				
	180	GWYNNE Toby		Exeter				
	188	HORLOCK Joe		Leeds				
	191	HAKAJ Dren		University Col, London				

Did Not Finish - Run 1 (4)

	33	MAWDSLEY Selin		University Col, London				
	40	JIAQIAN WU Cecilia		University Col, London				
	91	CLUBB Ben		Loughborough		13.08		
	139	CUMMING Jasper		Nottingham Trent		15.27		

Disqualified - Run 1 (44)
























	39	SMITH Trixie		Oxford				
	41	FILIPOVA Lia		University Col, London		17.57		
	44	WILLIAMS Ella		Leeds		21.07		
	49	ATKINSON Darcy		Nottingham		18.14		
	51	LOHNER-BENSON Catherine		Swansea				
	55	FYFE-JONES Shannon		Huddersfield				
	57	TAYLOR Molly		University Col, London				
	62	KRYUKOVA Zhanna		Oxford		17.08		
	69	JENKINS Charlotte		Sunderland		20.41		
	71	OLLIFFE Dani		University West England				
	73	POUNDALL Anya		Sheffield		17.70		
	96	DEEM Charlie		Portsmouth		13.48		
	102	FISHER Ed		Exeter				
	103	MUIZ Abdul		Huddersfield				
	104	CHEN Harry		Sunderland				
	106	YIP Tristan		Oxford		14.95		
	107	HUTCHINSON Max		Sheffield				
	108	MCNALLY Ruairi		Nottingham		15.15		
	110	HUGHES Thomas		Loughborough		13.59		
	113	PEARMAN Jack		Liverpool		14.21		
	114	FLETT Euan		Aberdeen		18.29		

British Universities & Colleges Sport (BUCS)




















Dome Series - Qualifiers 2023

Slalom - Ski

Final Ranking

Rank	Bib.	Name	====	Uni/College	Run 1	Run 2	Time	Gap
	119	ALKHOVIK Dominik		Cardiff			19.55	
	124	STEEL Freddie		Durham			16.61	
	142	BOHRA Hussain		Sunderland				
	147	EWART-WHITE Max		Sheffield			14.81	
	149	SMEULDERS Sasha		University Col, London			15.54	
	151	RICHARDS Harry		Cardiff				
	154	TREUGE Matthew		Liverpool			15.23	
	155	MACKINNON Lachlann		Heriot-Watt			17.37	
	156	ANSON Morgan		Durham			16.79	
	159	LANFEAR James		Swansea			14.79	
	161	WILLIAMS Maxim		Oxford			15.85	
	163	MACDONALD Alexander		University Col, London			14.49	
	164	DE Mark		Cardiff			18.01	
	168	PING Bryant		Sunderland				
	169	TANGUY Nathanael		Swansea				
	170	BEATTIE Rory		Heriot-Watt			16.44	
	172	MATTHEWS Jonathon		University West England				
	174	CAMPBELL Euan		Heriot-Watt			16.81	
	178	SMITH Henry		Swansea			15.73	
	182	DUNMORE Finlay		Aberdeen				
	184	DEAN Jagger		University West England				
	185	KLANGA Louis		Leeds				
	189	RUDZINSKI Ollie		Exeter			18.09	

Did Not Start - Run 2 (19)


























	8	BURKE Olivia		Aberdeen				
	35	KING POWRIE Lucy		Kent				
	36	LETT Olivia		Exeter				
	40	JIAQIAN WU Cecilia		University Col, London				
	43	MACKENZIE Sophia		Swansea				
	45	GERA DE PETRI Georgia		University Col, London				
	53	OZHUN Maya		Imperial Col.				
	65	ROWLEY Francesca		Imperial Col.				
	112	HICKEY Chester		Kent				
	122	SVOMA Frank		Kent				
	129	MARTINEZ Miguel		Imperial Col.				
	141	CHATAIGNIER Elliott		Imperial Col.				
	157	FEDOTOV Anton		Oxford				
	158	NUNN Freddie		Imperial Col.				
	166	SHAH Dillon		Imperial Col.				
	173	TOMKINSON Alex		University Col, London				
	177	THORPE Edward		Imperial Col.				
	180	GWYNNE Toby		Exeter				
	188	HORLOCK Joe		Leeds				

Did Not Finish - Run 2 (6)

	57	TAYLOR Molly		University Col, London				
	94	STANWAY Kayne		Nottingham Trent	13.23			
	103	MUIZ Abdul		Huddersfield				
	104	CHEN Harry		Sunderland				
	148	DAVIES Ben		Nottingham Trent	14.06			
	151	RICHARDS Harry		Cardiff				

Rank	Bib.	Name	====	Uni/College	Run 1	Run 2	Time	Gap
------	------	------	------	-------------	-------	-------	------	-----

Disqualified - Run 2 (25)

	13	HOWAT Emma		Loughborough	14.70			
	17	CHEUNG Abi		University Col, London	21.45			
	21	DAVIES Maisy		Exeter	20.16			
	33	MAWDSLEY Selin		University Col, London				
	39	SMITH Trixie		Oxford				
	51	LOHNER-BENSON Catherine		Swansea				
	55	FYFE-JONES Shannon		Huddersfield				
	66	JEFFERSON Maisie		Liverpool	14.54			
	71	OLLIFFE Dani		University West England				
	72	PEARSON Ayesha		University Col, London	22.25			
	102	FISHER Ed		Exeter				
	107	HUTCHINSON Max		Sheffield				
	111	OLDHAM Tom		University West England	19.20			
	131	POOLE Benjie		Birmingham	15.13			
	142	BOHRA Hussain		Sunderland				
	144	MURARIU Horia		Leeds	17.39			
	168	PING Bryant		Sunderland				
	169	TANGUY Nathanael		Swansea				
	172	MATTHEWS Jonathon		University West England				
	176	CASKIE Euan		Southampton	16.55			
	182	DUNMORE Finlay		Aberdeen				
	184	DEAN Jagger		University West England				
	185	KLANGA Louis		Leeds				
	187	O'BRIEN James		Leeds	16.18			
	191	HAKAJ Dren		University Col, London				

(DNS: Did Not Start, DNF: Did Not Finish, DSQ: Disqualified, NPS: Not Permitted to Start)