



# British Universities & Colleges Sport (BUCS)

## Dome Series - Finals 2023

### Slalom - Ski

### Final Ranking















































Rank	Bib.	Name	====	Uni/College	Run 1	Run 2	Time	Gap
------	------	------	------	-------------	-------	-------	------	-----

=== Women / Non-Binary / Prefer not to say ===

1	6	WARNE Charlotte		Cardiff	12.97	13.64	<b>26.61</b>	
2	19	BONDI GRYS Josephine		Edinburgh	13.40	14.16	<b>27.56</b>	0.95
3	56	STEVENS Lilyella		Durham	13.61	14.09	<b>27.70</b>	1.09
4	2	CHAPMAN Chloe		Durham	13.75	14.16	<b>27.91</b>	1.30
5	3	ALEY Lauren		Loughborough	13.57	14.63	<b>28.20</b>	1.59
6	29	GRAY Hannah		Edinburgh	13.87	14.74	<b>28.61</b>	2.00
7	61	WARGNIEZ Charlotte		Oxford	14.11	14.71	<b>28.82</b>	2.21
8	28	RINGSTAD Adele		Heriot-Watt	13.86	15.19	<b>29.05</b>	2.44
9	63	ENGELEN Sophia		University Col, London	13.91	15.66	<b>29.57</b>	2.96
10	7	EAVES Eleanor		Nottingham	14.77	15.06	<b>29.83</b>	3.22
11	5	WARMINGTON Harriet		Birmingham	14.33	15.57	<b>29.90</b>	3.29
12	13	HOWAT Emma		Loughborough	14.09	16.27	<b>30.36</b>	3.75
13	9	BOSWOOD Eve		Edinburgh	14.20	16.19	<b>30.39</b>	3.78
13	1	HUGHES Sophie		Nottingham	14.35	16.04	<b>30.39</b>	3.78
15	66	JEFFERSON Maisie		Liverpool	14.29	16.11	<b>30.40</b>	3.79
16	12	KING Grace		Liverpool	14.30	16.24	<b>30.54</b>	3.93
17	59	BORDER Jamie		Durham	14.80	16.21	<b>31.01</b>	4.40
18	20	RILEY Emily		Durham	14.88	16.19	<b>31.07</b>	4.46
19	46	HAWDON Anneli		Leeds	14.68	16.41	<b>31.09</b>	4.48
20	42	HANNAN Emily		University Col, London	14.91	16.64	<b>31.55</b>	4.94
20	4	PHILLIPS Hannah		Nottingham	14.97	16.58	<b>31.55</b>	4.94
22	52	WILEY Lily		Cardiff	14.93	16.77	<b>31.70</b>	5.09
23	30	DEAN Madeline		Leeds	15.33	16.87	<b>32.20</b>	5.59
24	24	RODGER Alex		Portsmouth	15.18	17.29	<b>32.47</b>	5.86
25	22	TURNER Maddie		Portsmouth	15.79	17.36	<b>33.15</b>	6.54
26	16	ROUTH Sofia		University Col, London	15.86	17.46	<b>33.32</b>	6.71
27	11	WILSON Charlotte		Cardiff	15.67	17.66	<b>33.33</b>	6.72
28	67	BLYTH Helena		Oxford Brookes	16.17	17.63	<b>33.80</b>	7.19
29	38	WOOD Caitlin		Sheffield	16.21	17.74	<b>33.95</b>	7.34
30	10	CURTIS Grace		Oxford	16.29	18.22	<b>34.51</b>	7.90
31	70	WHITFIELD Gabs		Nottingham	16.13	18.75	<b>34.88</b>	8.27
32	73	POUNDALL Anya		Sheffield	16.35	18.61	<b>34.96</b>	8.35
33	37	LE FONDRE Claire		Cardiff	16.47	18.93	<b>35.40</b>	8.79
34	62	KRYUKOVA Zhanna		Oxford	16.70	18.74	<b>35.44</b>	8.83
35	41	FILIPOVA Lia		University Col, London	16.48	19.10	<b>35.58</b>	8.97
36	68	COOMBS Liv		Nottingham Trent	16.70	19.21	<b>35.91</b>	9.30
37	32	KINGSWOOD Alice		Leeds	17.08	18.85	<b>35.93</b>	9.32
38	14	VAUGHAN Katie		Exeter	17.26	20.14	<b>37.40</b>	10.79
39	26	RYLATT Felicity		Nottingham	17.41	20.38	<b>37.79</b>	11.18

Rank	Bib.	Name	====	Uni/College	Run 1	Run 2	Time	Gap
------	------	------	------	-------------	-------	-------	------	-----







==== Men / Non-Binary / Prefer not to say ====

1	95	DUNNE Michael		Sheffield	13.66	12.50	<b>26.16</b>	
2	183	MOORE Chris		Leeds Beckett	13.77	12.46	<b>26.23</b>	0.07
3	150	WILLIAMSON George		Heriot-Watt	13.75	12.49	<b>26.24</b>	0.08
4	93	WEBB Andrew		Loughborough	13.80	12.70	<b>26.50</b>	0.34
5	94	STANWAY Kayne		Nottingham Trent	14.09	12.92	<b>27.01</b>	0.85
6	130	LUTTERLOCH Ed		Liverpool	14.09	12.94	<b>27.03</b>	0.87
7	98	METHERINGHAM Zachary		Nottingham Trent	14.25	12.83	<b>27.08</b>	0.92
8	132	HUMMEL Ben		Exeter	14.20	12.99	<b>27.19</b>	1.03
9	91	CLUBB Ben		Loughborough	14.79	12.46	<b>27.25</b>	1.09
10	101	BAYLES Seb		University Col, London	14.21	13.11	<b>27.32</b>	1.16
11	100	WARNE Benjamin		Loughborough	14.22	13.17	<b>27.39</b>	1.23
12	96	DEEM Charlie		Portsmouth	14.39	13.17	<b>27.56</b>	1.40
13	140	ROFE Thomas		Edinburgh	14.40	13.20	<b>27.60</b>	1.44
13	125	CORLETT Aaron		Liverpool	14.60	13.00	<b>27.60</b>	1.44
13	97	SEATON Ruaridh		Heriot-Watt	14.51	13.09	<b>27.60</b>	1.44
16	143	MCANALLY Ewan		Southampton	14.50	13.16	<b>27.66</b>	1.50
17	117	SCHRAMM David		Oxford	14.39	13.30	<b>27.69</b>	1.53
18	99	WARD Daniel		Loughborough	14.61	13.19	<b>27.80</b>	1.64
19	92	GILROY Euan		Sheffield	14.64	13.33	<b>27.97</b>	1.81
20	110	HUGHES Thomas		Loughborough	14.74	13.26	<b>28.00</b>	1.84
21	136	REIDY Thomas		University East Anglia	14.48	13.54	<b>28.02</b>	1.86
22	160	FAIRFULL Max		Exeter	14.98	13.33	<b>28.31</b>	2.15
23	167	KLOEPFER Dominik		Oxford	14.93	13.48	<b>28.41</b>	2.25
24	137	EDWARDS Will		Sheffield	15.33	13.77	<b>29.10</b>	2.94
24	135	SMITH Alexander		Durham	15.39	13.71	<b>29.10</b>	2.94
26	179	HINTON Marcus		Durham	15.31	13.84	<b>29.15</b>	2.99
27	148	DAVIES Ben		Nottingham Trent	15.50	13.95	<b>29.45</b>	3.29
28	120	SEWELL Jacob		Southampton	15.66	13.99	<b>29.65</b>	3.49
29	154	TREUGE Matthew		Liverpool	15.83	13.93	<b>29.76</b>	3.60
30	115	MITCHELL Russell		Heriot-Watt	15.76	14.20	<b>29.96</b>	3.80
31	126	KEMKERS George		Durham	15.74	14.27	<b>30.01</b>	3.85
32	109	BENSAUDE Hugo		Nottingham	15.93	14.31	<b>30.24</b>	4.08
33	131	POOLE Benjie		Birmingham	16.06	14.21	<b>30.27</b>	4.11
34	159	LANFEAR James		Swansea	16.92	13.80	<b>30.72</b>	4.56
35	106	YIP Tristan		Oxford	16.16	14.70	<b>30.86</b>	4.70
36	134	OLE Jan		Oxford	16.59	14.58	<b>31.17</b>	5.01
37	139	CUMMING Jasper		Nottingham Trent	16.98	14.38	<b>31.36</b>	5.20
38	116	FOX Oily		University Col, London	16.56	15.01	<b>31.57</b>	5.41
39	187	O'BRIEN James		Leeds	17.37	14.63	<b>32.00</b>	5.84
40	145	GROVER-THOMAS Finley		University Col, London	17.46	14.67	<b>32.13</b>	5.97
41	121	HOOPER Oscar		Bristol	17.77	15.04	<b>32.81</b>	6.65
42	178	SMITH Henry		Swansea	17.47	15.58	<b>33.05</b>	6.89
43	161	WILLIAMS Maxim		Oxford	17.67	15.52	<b>33.19</b>	7.03
44	170	BEATTIE Rory		Heriot-Watt	17.75	15.65	<b>33.40</b>	7.24
45	156	ANSON Morgan		Durham	18.22	15.45	<b>33.67</b>	7.51
46	181	HARE Bradley		Southampton	18.14	15.57	<b>33.71</b>	7.55
47	127	CLARKE Thomas		Birmingham	18.19	16.01	<b>34.20</b>	8.04
48	124	STEEL Freddie		Durham	18.68	16.64	<b>35.32</b>	9.16

Rank	Bib.	Name	====	Uni/College	Run 1	Run 2	Time	Gap
------	------	------	------	-------------	-------	-------	------	-----

## Not classified

Did Not Start - Run 1 (6)

	23	<b>MACKAY Sophie</b>		Heriot-Watt				
	34	<b>QUINN-JONES Charley</b>		LSE				
	50	<b>HALL Gemma</b>		Southampton				
	58	<b>GUPTA Maya</b>		University Col, London				
	152	<b>RAYNOR Jack</b>		Southampton				
	186	<b>TAY Damien</b>		University Col, London				


Did Not Finish - Run 1 (4)

	105	<b>FORBES Ewan</b>		Edinburgh				
	147	<b>EWART-WHITE Max</b>		Sheffield				
	149	<b>SMEULDERS Sasha</b>		University Col, London				
	163	<b>MACDONALD Alexander</b>		University Col, London				

Disqualified - Run 1 (4)

	113	<b>PEARMAN Jack</b>		Liverpool				
	118	<b>NOON Alex</b>		Exeter				
	133	<b>MARTIN Stefan</b>		Oxford				
	176	<b>CASKIE Euan</b>		Southampton				

Did Not Finish - Run 2 (1)

	31	<b>BOTY Nia</b>		Liverpool	13.61			
--	----	-----------------	---	-----------	-------	--	--	--

Disqualified - Run 2 (3)

	47	<b>LAWTON Emma</b>		Liverpool	14.32		ason Chief of Race	Gate 3
	108	<b>MCNALLY Ruairi</b>		Nottingham	16.00			
	165	<b>PELLEGRINELLI-RISKE Alexander</b>		Oxford	16.04			

(DNS: Did Not Start, DNF: Did Not Finish, DSQ: Disqualified, NPS: Not Permitted to Start)